

# Pre-Tracer Study Questionnaire

Name: \_\_\_\_\_

School/Class code: \_\_\_\_\_

## A Information about training/studies

### A 1 What are you studying/in which trade do you receive training?

<input type="checkbox"/>	<input type="checkbox"/>	<input type="checkbox"/>	<input type="checkbox"/>
<input type="checkbox"/>	<input type="checkbox"/>	<input type="checkbox"/>	<input type="checkbox"/>
<input type="checkbox"/>	<input type="checkbox"/>	<input type="checkbox"/>	<input type="checkbox"/>
<input type="checkbox"/>	<input type="checkbox"/>	<input type="checkbox"/>	<input type="checkbox"/>
<input type="checkbox"/>	<input type="checkbox"/>	<input type="checkbox"/>	<input type="checkbox"/>
<input type="checkbox"/>	<input type="checkbox"/>	<input type="checkbox"/>	<input type="checkbox"/>

### A 3 What did you do before you started your studies/training at the (name of training institution)?

*Please choose only **one** answer. In case the graduate had several different occupations, choose the most important category.*

- Wage/salary employed/working
- Self-employed (also in agriculture)
- In education or professional training
- Without employment (including household work, raising children, unable to work, illness, etc.)

### A 4 How important are the following reasons for your decision to study at the (name of training institution)?

The scale of answers ranges between: 1 = not at all important; 2 = not important; 3 = moderately important; 4 = important; 5 = very important.

*Please read scale of answers out loud. For this type of question, a print out of the answer scale can be used as an auxiliary tool. If one of the reasons should not apply to the respondent, please check "not at all important".*

not at all important      very important  
1   2   3   4   5

- |                          |                          |                          |                          |                          |  |
|--------------------------|--------------------------|--------------------------|--------------------------|--------------------------|--|
| <input type="checkbox"/> | <input type="checkbox"/> | <input type="checkbox"/> | <input type="checkbox"/> | <input type="checkbox"/> | Training centre is close to home of parents or other relatives |
| <input type="checkbox"/> | <input type="checkbox"/> | <input type="checkbox"/> | <input type="checkbox"/> | <input type="checkbox"/> | Low/no tuition fee   |
| <input type="checkbox"/> | <input type="checkbox"/> | <input type="checkbox"/> | <input type="checkbox"/> | <input type="checkbox"/> | Improve my chances to find (self-)employment                   |
| <input type="checkbox"/> | <input type="checkbox"/> | <input type="checkbox"/> | <input type="checkbox"/> | <input type="checkbox"/> | Improve my trade know-how                                      |
| <input type="checkbox"/> | <input type="checkbox"/> | <input type="checkbox"/> | <input type="checkbox"/> | <input type="checkbox"/> | Improve my income  |
| <input type="checkbox"/> | <input type="checkbox"/> | <input type="checkbox"/> | <input type="checkbox"/> | <input type="checkbox"/> | Reputation of the school/training institution                  |
| <input type="checkbox"/> | <input type="checkbox"/> | <input type="checkbox"/> | <input type="checkbox"/> | <input type="checkbox"/> | Friends, relatives studying at the same training institution   |

Other important reason, please specify

**A 5a Do you face any difficulties in going to the (name of training institution)?**

*Give some examples from A 5b.*

- Yes  No

**A 5b If yes, which was the most important difficulty?** *Please choose only one answer.*

- Tuition costs are high  Total training is too long  
 Family commitments  The training centre is far away/not easy to access  
 Social pressure/traditional customs (gender, ethnicity, etc.)  
 Other, please specify \_\_\_\_\_

**A 6 How did you get to know about this training/education programme?**

*Please choose only one answer.*

- Through friends/family members or acquaintances  
 Through radio news/TV, newspaper, posters/leaflets  
 Through internet  
 Through former graduates  
 Through trainers/teachers of the training institution  
 Other

**E 0 If you worked before starting this course, what was your average monthly income?**

\_\_\_\_\_ Monthly net income in (currency of the survey)

**G Personal Details**

**G 1 What was your age at your last birthday?**

*In case the interviewee has difficulties in answering this question, ask for the year of birth.*

\_\_\_\_\_ Age at last birthday

**G 2 What is your (permanent) contact address?**

Street \_\_\_\_\_ Number \_\_\_\_\_  
City/Town \_\_\_\_\_ Zip Code \_\_\_\_\_  
District \_\_\_\_\_  
Country \_\_\_\_\_  
Phone/Email \_\_\_\_\_


**G 3 Where did you live before you started your current training/studies?**

*The interviewer has to categorise the given answer into one of the three options below.*

- Rural area  Semi-urban/urban area  Abroad


**G 4 Gender** *Do not ask!*

- Male  Female

**G 5 What ethnic background do you have?**  Please choose only **one** answer.


<input type="checkbox"/>	<input type="checkbox"/>	<input type="checkbox"/>	<input type="checkbox"/>
<input type="checkbox"/>	<input type="checkbox"/>	<input type="checkbox"/>	<input type="checkbox"/>
<input type="checkbox"/>	<input type="checkbox"/>	<input type="checkbox"/>	<input type="checkbox"/>

**G 6 What is the highest level of education you have attained so far?**

 Please choose only **one** answer.


<input type="checkbox"/> Never been to school	<input type="checkbox"/> Incomplete secondary education
<input type="checkbox"/> Incomplete primary education	<input type="checkbox"/> Complete secondary education
<input type="checkbox"/> Complete primary education	<input type="checkbox"/> Vocational school or other higher education

**G 7 What is the highest level of education attained by your father?**


 Please choose only **one** answer.

<input type="checkbox"/> Never been to school	<input type="checkbox"/> Incomplete secondary education
<input type="checkbox"/> Incomplete primary education	<input type="checkbox"/> Complete secondary education
<input type="checkbox"/> Complete primary education	<input type="checkbox"/> Vocational school or other higher education

**G 8 What is the highest level of education attained by your mother?**

 Please choose only **one** answer.

<input type="checkbox"/> Never been to school	<input type="checkbox"/> Incomplete secondary education
<input type="checkbox"/> Incomplete primary education	<input type="checkbox"/> Complete secondary education
<input type="checkbox"/> Complete primary education	<input type="checkbox"/> Vocational school or other higher education

**G 9 What is the main occupation of your father?**  Please choose only **one** answer.

- Farmer
- Employed private sector
- Employed public sector
- Self-employed (excluding farmers)
- Unemployed
- Other

**Thank you!**

**Interviewer:** \_\_\_\_\_ **Place/Date:** \_\_\_\_\_

**References**

Schomburg, H., 2003. Handbook for Graduate Tracer Studies. Kassel, Germany. (Available at: [http://www.uni-kassel.de/wz1/proj/edwork/mat/handbook\\_v2.pdf](http://www.uni-kassel.de/wz1/proj/edwork/mat/handbook_v2.pdf))

Al-Samarrai, S. & Bennell, P., 2003. Where has all the education gone in Africa? Employment outcomes among secondary school and university leavers. Institute of Development Studies, Brighton, UK.

Questionnaires developed in the following Helvetas VET projects: SKILL Nepal; F-Skill Nepal and AVEP Kyrgyzstan.